

TRIMRIB®

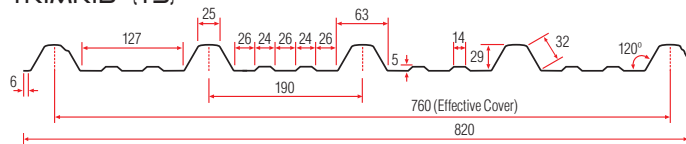
Roofing
Industries

roof.co.nz

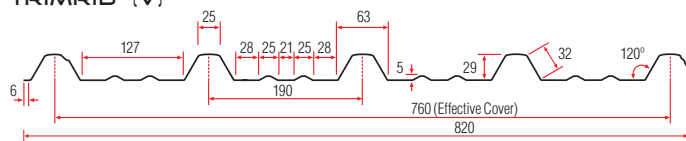


TRIMRIB®

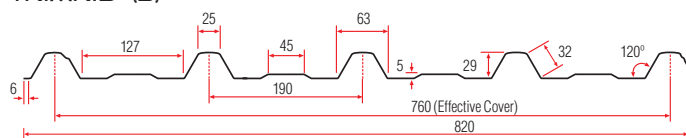
TRIMRIB® (TS)




TRIMRIB® (V)



TRIMRIB® (S)



All measurements are in mm and are nominal.



Description

Utilising the very latest in rollforming technology, Trimrib® can be manufactured as either Trimrib® (S) single swage Trimrib® (TS) twin swage, or Trimrib® (V) two "V" swages.

Each profile is aesthetically pleasing, having been designed with modern building style in mind and creating contrasts of light and shade in straight lines. Trimrib® enables rapid water shedding from the roof with a low minimum pitch requirement of 3 degrees, and when combined with one of the pre-painted surface finishes, Trimrib® ensures the completed project provides both purpose and visual appeal.

TRIMRIB®

Applications

- Residential roofing and cladding
- Rural and lifestyle roofing and cladding
- Industrial and commercial roofing and cladding
- Drape/spring curving
- Crimp curving
- Fencing

Roof Pitch

In accordance with E2/AS1 of the NZ Building Code, the minimum pitch for Trimrib® is 3°. For roof lengths greater than 18m, contact Roofing Industries for specific advice.

Materials

- Zincalume® Steel: 0.40 or 0.55 mm BMT, AZ150 (150gm/m²) G550 Mpa Yield Stress

- Galvanised Steel: 0.40 or 0.55 mm BMT, Z450 (450gm/m²) G550 Mpa Yield Stress
- Prepainted ColorCote® or COLORSTEEL® over Zincalume® 0.40 or 0.55 mm BMT, AZ150 (150gm/m²), G550 Mpa Yield Stress
- Prepainted ColorCote® or COLORSTEEL® over Galvanised Steel: 0.40 or 0.55 mm BMT ZM275 (275gm/m²) G550 Mpa Yield Stress
- Prepainted ColorCote® over ZAM™ .40 mm BMT or .55 mm BMT, ZA275 (275gm/m²) G550 Mpa Yield Stress.

For information on Aluminium, Stainless Steel, unpainted ZAM™ and Copper Trimrib®, contact Roofing Industries.

MANUFACTURER'S SPECIFICATIONS for compliance with E2/AS1

Sheet width: 820 mm	Sheet coverage: 760 mm	
Sheet length: Any length (subject to transportation)	Minimum Pitch: 3°	
SPAN TABLES (Steel Substrate Material)		
Type of Span	Maximum Span (Metres)	Maximum Span (Metres)
	0.40 mm BMT	0.55 mm BMT
Intermediate	1.200	1.800
End	0.800	1.200

Durability

Selection of the correct grade of material and appropriate surface coating is imperative to ensure Trimrib® will perform satisfactorily in the environment it is to be installed, and meets the requirements of The NZ Building Code. Environmental Categories and Surface Coating literature is available on request.

Accessories

A full range of matching accessories is available, including rainwater and construction flashings, underlays, insulation, fasteners, guttering, spouting, metal fascia, downpipe and gutter protection systems.

Translucent and Transparent roofing

Trimrib® is available as glass reinforced translucent roofing and cladding. A similar 5 rib polycarbonate product can also be supplied.

Fixings and Fasteners

Fixings and fasteners are to be of an approved type, compatible with all materials, the environment and meeting the requirements of the NZ Building Code. Installation is to be in accordance with E2/AS1 and the NZ Metal Roof and Wall Cladding Code of Practice. Further information is available via the www.roof.co.nz website.

Roof application

- Timber Purlins** 12 x 65 Timbertite® Class 4 or 5 screws with Neos*
- Steel Purlins** 12 x 55 Steeltite® Class 4 or 5 screws with Neos*
- Fix every crest to: Ridge, Hip, Valley, Gutter and Periphery areas
- For the remainder of the roof: Fix side laps, Miss 1, Hit 1 etc

* For sheet lengths 8-18 metres the lower 50% of the roof should be fixed using oversize holes at fastening points and a 30 mm EPDM and matching metal profile washer. For sheets in excess of 18 metres refer to our website www.roof.co.nz.

Walling application

Fix in the pan adjacent to every rib using class 4 or 5 Timbertite® or Steeltites® and Neos as appropriate, ensuring that when the fastener is into timber it is of sufficient length to penetrate the framing by 30 mm
Note: the above recommendations are suitable for steel based materials, for other materials and fixing methods refer to our website www.roof.co.nz.

Curving

Steel substrate Trimrib® can be draped curved to a minimum radius of:
0.40 mm BMT - 80 metres
0.55 mm BMT - 40 metres
Whilst a tighter radius is achievable, aesthetics may be affected. For other materials, refer to our website www.roof.co.nz.

Ordering

Roofing Industries staff can provide technical assistance to ensure accurate ordering of roofing and accessories thereby avoiding costly errors. Trimrib® is manufactured and delivered cut to length subject to transport restrictions.

Handling and storage

- On delivery, visually inspect sheets for damage.
- Store Trimrib® and accessories on evenly spaced and supportive dunnage, clear of the ground and under cover. If packs become wet and the product not used immediately, separate the sheets to allow air circulation and drying.
- Do not drag sheets across each other.
- If protected with strippable plastic film, keep under cover and remove as the product is being installed.

Installation

Prior to commencing your project, Please refer to Roofing Industries; Handling Storage and Installation Guide, E2/AS1 and the NZ Metal Roof and Wall Cladding Code of Practice. Failure to install the product to industry requirements will void the warranty.

Maintenance

Regular maintenance will extend the life of the roof and accessories. It is strongly advised that areas not receiving regular rain washing should be washed with freshwater on a regular basis. On purchasing your roof it is imperative to request a copy of the maintenance guide(s) and familiarise yourself with industry requirements. Failure to do so can void the warranty.

Warranties

Warranties meet the statutory requirements of the NZ Building Code, are available on request and reflect our New Zealand owned and operated company, test facilities and local climatic conditions. Sample warranties are available by contacting any one of our branches via our website www.roof.co.nz

ROOFING INDUSTRIES BRANCHES

Auckland	(Head Office) 5 John Glenn Avenue, North Harbour 0751.	Ph:(09) 414 4585	Fax:(09) 414 4586	E:auckland@roof.co.nz
Whangarei	6 Fraser Street, Whangarei 0112.	Ph:(09) 437 2040	Fax:(09) 437 5010	E:northland@roof.co.nz
Pukekohe	212 Manukau Road, Pukekohe, South Auckland 2120.	Ph:(09) 238 0050	Fax:(09) 238 6639	E:franklin@roof.co.nz
Hamilton	78 Sunshine Avenue, Te Rapa, Hamilton 3241.	Ph:(07) 849 5115	Fax:(07) 849 2115	E:waikato@roof.co.nz
Tauranga	49 Aerodrome Road, Mt. Maunganui 3116.	Ph:(07) 929 7034	Fax:(07) 929 7035	E:tauranga@roof.co.nz
Taupo	1158 Rakaunui Road, Taupo 3351.	Ph:(07) 376 7971	Fax:(07) 376 7972	E:taupo@roof.co.nz
Palmerston North	653 Tremaine Avenue, Palmerston North 4410.	Ph:(06) 353 8480	Fax:(06) 353 8470	E:central@roof.co.nz
Wellington	2 Cashew Street, Grenada North, Wellington 5028.	Ph:(04) 238 4390	Fax:(04) 238 4391	E:wellington@roof.co.nz
Christchurch	12 William Lewis Drive, Sockburn, Christchurch 8042.	Ph:(03) 339 2324	Fax:(03) 339 2325	E:christchurch@roof.co.nz
Cromwell	18 Wolter Crescent, Cromwell 9342.	Ph:(03) 928 6869	Fax:(03) 928 6610	E:cromwell@roof.co.nz

It should be noted that this technical data sheet is based around the requirements of E2/AS1 of the NZBC. For buildings or uses that are outside the scope of, or NOT required to comply with E2/AS1 alternative technical data may apply. Please refer to our website www.roof.co.nz. This literature should be read in conjunction with our Trimrib® profile technical summary at www.roof.co.nz.

